




HAYDEN HOUSE COLOR PALATE



COLOR PALATE



HAYDEN
HOUSE

The Hayden House color palate is designed to create a warm and beautiful home for women to begin their recovery journey. Sherwin Williams Creamy is used throughout the house and denotes shared spaces in glossy enamel on trim and doors. All the ceilings also feature Creamy tint. Each of the three bathrooms feature Sage walls, with various trim colors. Each of the five bedrooms feature unique colors, with trim to match in glossy trim enamel. The colored and numbered doors of the bedrooms indicate a private space for the women inside.

KITCHEN | K

SW 0007 Creamy

Top cabinets/window trim/walls

SW 0007 Decorous Amber

Bottom Cabinets

MW 230 Early American

Floor

4 x4 Turquoise Tiles

(Black Grout)

Counters

Black

Fixtures

141 sq ft



REFRIGERATOR ALCOVE

SW 7012 Creamy

Wall

SW 7012 Creamy

(Gloss)

Trim

4x4 Turquoise Tile

Black Grout

Floor

Black

Fixtures



BATH 1 | B1

SW 2860 Sage (Semi gloss)

Wall

Chantilly Lace

Trim

White

Shower Surround & Sink


Black

Fixtures

Tile

Flooring

115 sq ft



BATH 2 | B2

SW 2860 Sage (Semi gloss)

Wall

SW 7012 Creamy.

Trim

White

Shower Surround & Sink

Black

Fixtures

Heirloom Pine LVP

Flooring

50 sq ft



BATH 3 | B3

SW 2860 Sage (Semi gloss)

Wall

SW 2823 Rookwood Clay (Gloss)

Beadboard

SW 7012 Creamy.

Trim

SW 7012 Creamy.

Ceiling

Chrome

Fixtures

Heirloom Pine LVP

Flooring

50 sq ft



ROOM 1 | 1

SW 6221 Moody Blue

Wall

SW 6221 Moody Blue

(Gloss)

Trim

SW 7012 Creamy.

Ceiling

MW 230 Early American

Floor

173 sq ft



FOYER | F

SW 9130 Evergreen Fog

Wall

SW 7012 Creamy.

Ceiling

SW 7012 Creamy.

Trim

MW 230 Early American

Floor

76 sq ft



UPSTAIRS | U

SW9130 Evergreen Fog

Wall

SW 7012 Creamy.

Trim

SW 7012 Creamy.

Ceiling

As-Is

Bannister

SW 2807 Rookwood Brown

Medium

Floor

40 sq ft



DINING ROOM | DR

SW 2861 Avocado

Wall

SW 7012 Creamy

(Gloss)

Trim

SW 7012 Creamy

Ceiling

MW-230 Early American

Flooring

222 sq ft



LIVING ROOM | LR

SW 0042 Ruskin Room Green

Wall

SW 7012 Creamy.

Trim

SW 7012 Creamy.

Ceiling

MW 230 Early American

Flooring

231 sq ft



ROOM 2 | 2

SW 6177 Softened Green
Wall

SW 6177 Softened Green
Trim

SW 7012 Creamy.

Ceiling

MW-230 Early American

Flooring

142 sq ft



STUDY | S

SW 0002 Chelsea Mauve
(Eggshell or satin)

Wall

SW 7012 Creamy. (Gloss)

Trim

SW 7012 Creamy.

Ceiling

MW-230 Early American

Flooring

163 sq ft



HALLWAY | H

SW 7012 Creamy

Wall

SW 7012 Creamy

Ceiling


SW 7012 Creamy (Gloss)

Trim

MW-230 Early American

Flooring

147 sq ft



ROOM 3 | 3

SW 6305 Rambling Rose
Over Beadboard Wallpaper
SW 6305 Rambling Rose
(Gloss)
Trim
SW 2807 Rookwood Brown
Medium
Floor
192 sq ft



ROOM 4 | 4

SW 6177 Softened Green
Wall

SW 7012 Creamy

Ceiling

SW 6177 Softened Green
(Gloss)

Trim

MW-230 Early American

Flooring

150 sq ft



ROOM 5 | 5

SW 6227 Meditative

Walls

SW 6227 Meditative

(Gloss)

Trim

SW 2807 Rookwood Brown

Medium

Floor




















135 sq ft



PAINTS & STAINS

Many thanks to Heather Fish for creating a warm, cohesive, and historically accurate color palate for Hayden House's interior.

Thanks also to Rosanne Sommers and Emily Seibel for the Dining Room color choice and their efforts to include the community in these decisions.

COLOR	COLOR CODE	COMPANY	NAME
	<u>SW 7046</u>	Sherwin Williams	<u>Anonymous</u>
	<u>BM - OC19</u>	Benjamin Moore	<u>Seapearl</u>
	<u>BM - 2128-10</u>	Benjamin Moore	<u>Black Beauty</u>
	<u>SW 2823</u>	Sherwin Williams	<u>Rookwood Clay</u>
	<u>SW 9130</u>	Sherwin Williams	<u>Evergreen Fog</u>
	<u>SW 7012</u>	Sherwin Williams	<u>Creamy</u>
	<u>SW 2860</u>	Sherwin Williams	<u>Sage</u>
	<u>SW 0007</u>	Sherwin Williams	<u>Decorous Amber</u>
	<u>SW 0042</u>	Sherwin Williams	<u>Ruskin Room Green</u>
	<u>SW 6419</u>	Sherwin Williams	<u>Saguaro</u>
	<u>SW 6221</u>	Sherwin Williams	<u>Moody Blue</u>
	<u>SW 0002</u>	Sherwin Williams	<u>Chelsea Mauve</u>
	<u>SW 6227</u>	Sherwin Williams	<u>Meditative</u>
	<u>SW 2807</u>	Sherwin Williams	<u>Rookwood Medium Brown</u>
	<u>BM - OC-65</u>	Benjamin Moore	<u>Chantilly Lace</u>
	<u>MW-230</u>	Minwax	<u>Early American</u>
	<u>SW 6177</u>	Sherwin Williams	<u>Softened Green</u>
	<u>SW 6305</u>	Sherwin Williams	<u>Rambling Rose</u>
	<u>SW 2861</u>	Sherwin Williams	<u>Avocado</u>

MAPS

1-5 | BEDROOMS

DR | DINING ROOM

LR | LIVING ROOM

K | KITCHEN

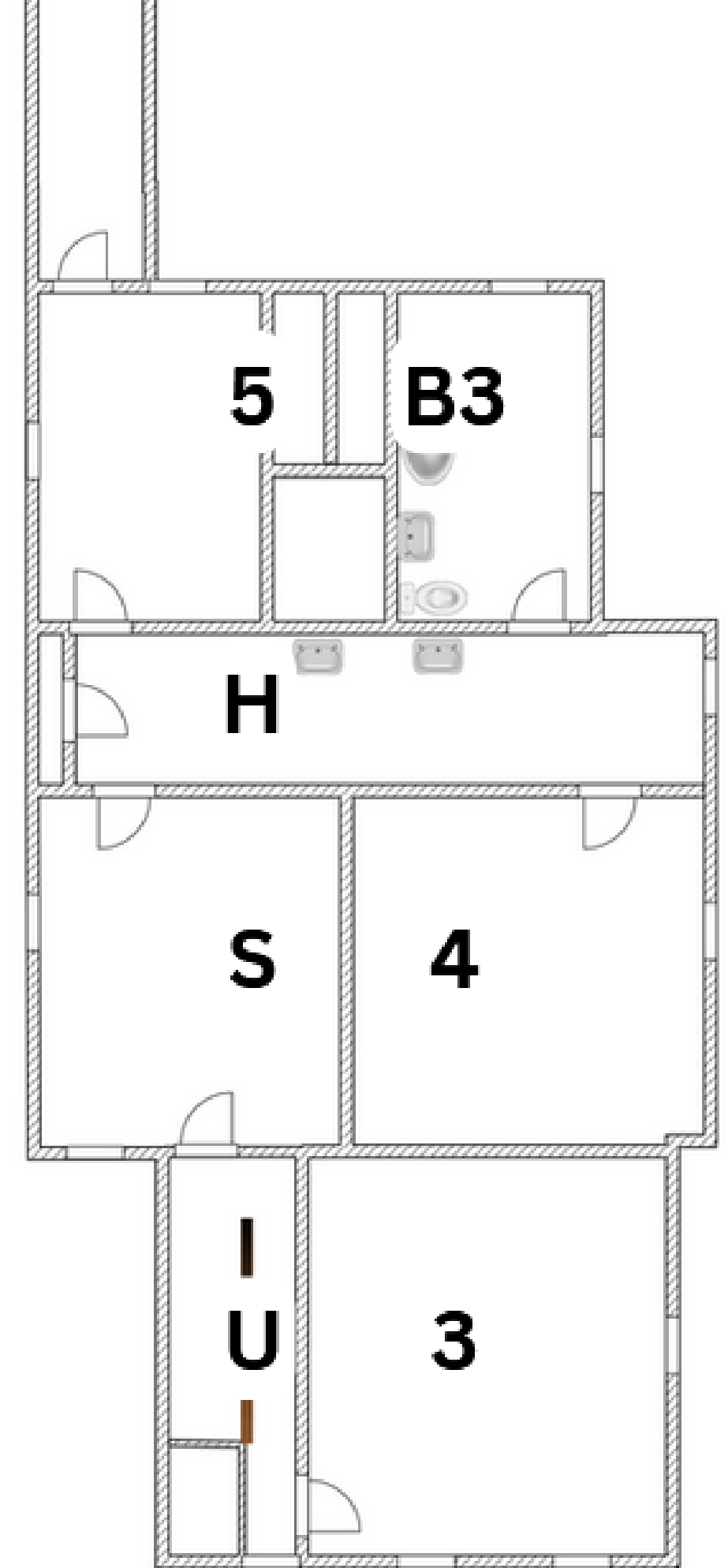
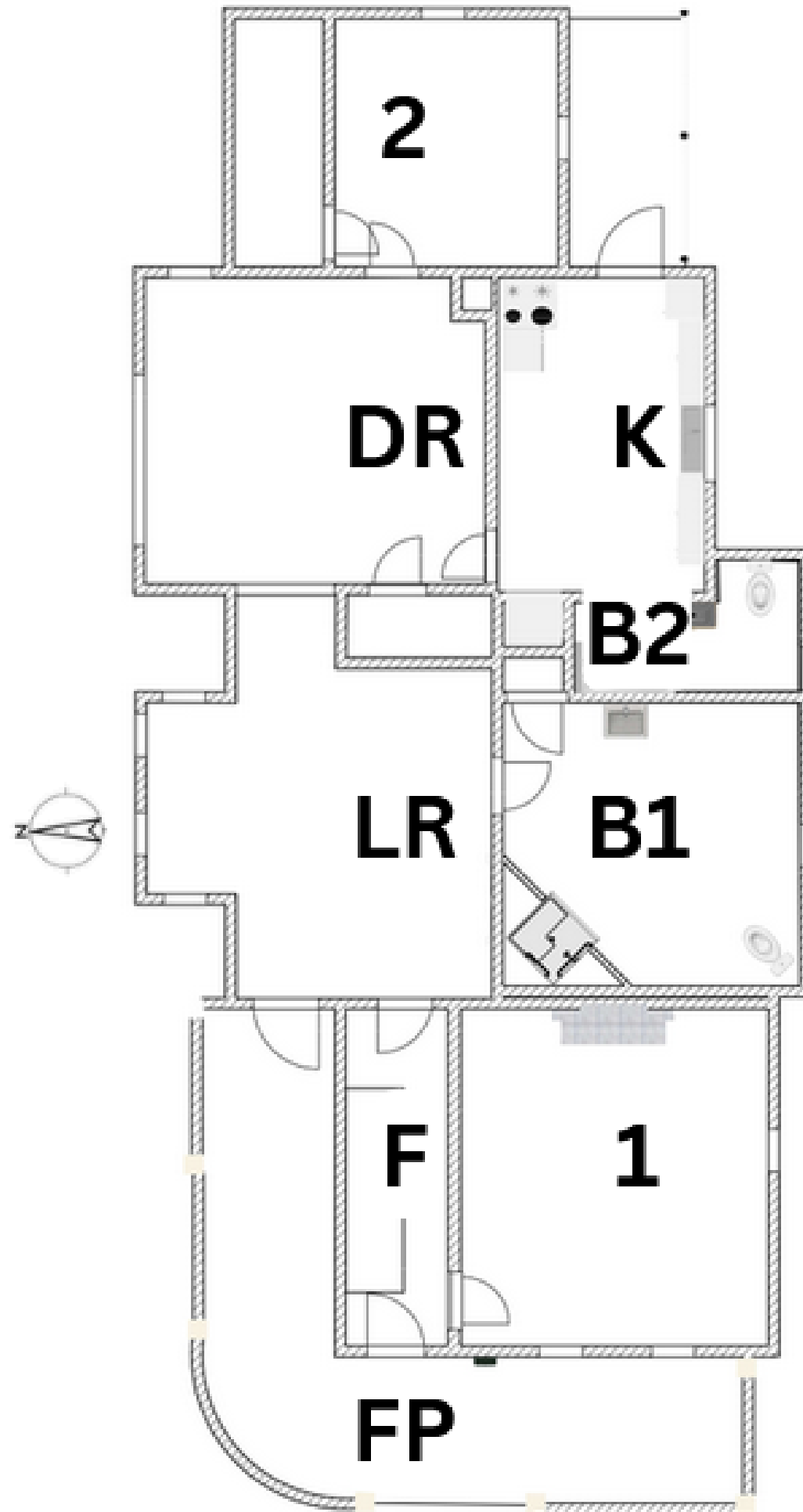
B1-3 | BATHROOMS

F | FOYER

U | UPSTAIRS

S | STUDY

H | HALLWAY



General Notes from Heather:

For ceilings: I'd either just get a 5gal of basic white ceiling paint, or get a tinted ceiling paint (SW Creamy is my favorite for these old houses). But actual ceiling paint may have less drip.

For painted wood floors: I'd pick one. I'd recommend a brown (or Creamy). Browns: -SW2806 or 2807 Rookwood Brown (porch & floor paint)

For trim: I have some trim colors listed, but otherwise I would do the same color as the room, in a gloss - I think it makes the room look bigger and classy. Or Creamy if you're too scared of a full dip/if it is too expensive to get so many different colors.

I don't like that wallpaper. I'd try to take it off or cover with more wallpaper. I don't recommend painting over it.